

SRDAV PUBLIC SCHOOL, DAYANAND VIHAR

Date : 07/10/2023


Dear Parents,

As the new version of My School Mobile app is released, you are requested to **uninstall the existing Mobile app and reinstall it from Play Store.**

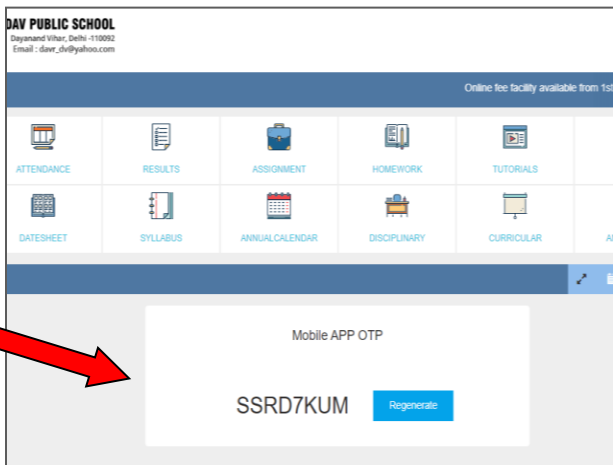
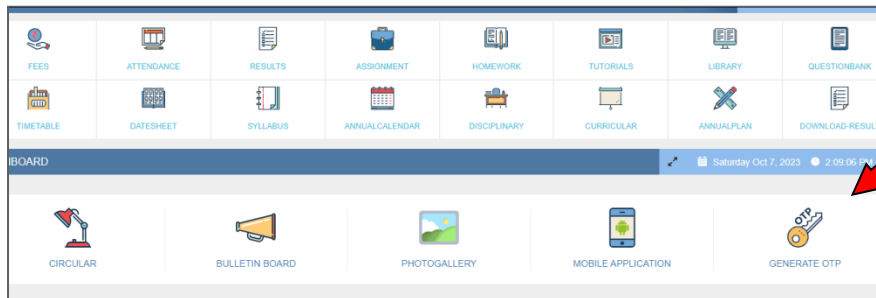
For installation and generation of OTP you will require your mobile as well as laptop/computer simultaneously.

* STEPS TO INSTALL AND ACTIVATE MOBILE APP:-

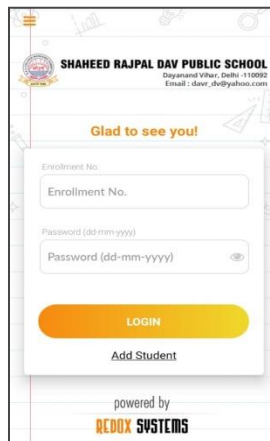
1. **On Mobile - Open Google play store /app store in your mobile.**
2. **Search : "My School App (Parents)" – EIMS Developers**
3. **Install App with Name : "My School App (Parents)" →**
4. **Open the APP**
5. **Click on Allow of 1 of 2 → Click on Allow of 2 of 2**



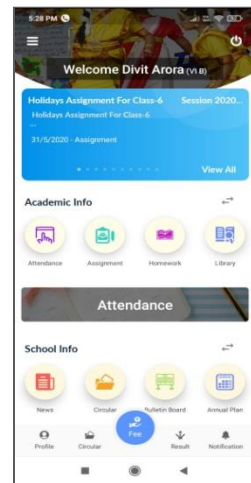
To get the OTP → You will require to login to student Login on laptop/ computer or chrome of another mobile by clicking or entering <http://www.srdavonline.in/auth> - Login with student admission no. and password → Click on Generate OTP →



**Click Regenerate
Enter this Mobile App OTP on your Mobile**



Enter the admission no. and Date of Birth of the student in the mobile app. And get started.



Mobile app Dashboard/ Home page will open

Parents can add more than one student details under one app with the help of Add student (Repeat Step 2)

In case you are still not able to generate OTP for installing mobile app, you may either visit school admin office or contact as follows between 9 am to 1 pm :

For Classes Preschool to VI - Mr. Bobby Sharma - 9711528322

For Classes VII to XII – Mr. Krishna Kumar - 8510055527

Kindly adhere to timings .

Regards
Principal